



# CAKE SHOWCASE

DDM36R/48R/60R/72R-CB



## TECHNICAL SPECIFICATIONS

- Refrigerant  
**R290**
- Type of Defrost  
**Automatic**
- Interior Finish  
**Stainless Steel**
- Exterior Finish  
**Black**
- # of Shelves  
**3**
- Temperature Range °F  
**33 ~ 41°F**
- Compressor Power (HP)  
**36R/48R/60R: 4/9**  
**72R: 4/7**
- Nema Config.  
**NEMA5-15P**



## PRODUCT FEATURES

- Copper evaporator, highly durable and corrosion-resistant.
- Digital temperature controls with LED display for precise adjustment and automatic defrosting system.
- Temperature Range 33 ~ 41°F, with auto defrost function, which ensures optimal performance day-in and day-out.
- R290 Natural Refrigerant promotes faster cool down and efficient energy consumption.
- Side glasses, Interior and canopy LED light with switch on the right side to always show your products at their best
- Double pane tempered glass, shatter and temperature resistant, durable, and safe.



## HIGH QUALITY & ROBUST DESIGN



Los Angeles | San Francisco | Dallas  
Houston | Florida | Chicago | New Jersey

1-800-931-8628

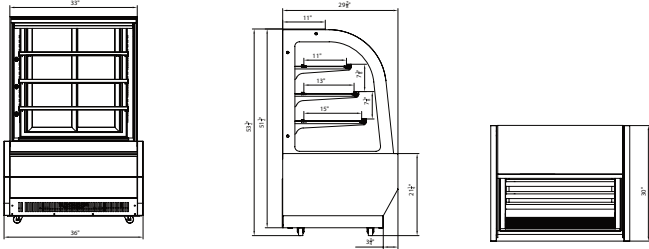
@ info@dukersusa.com

www.DukersUSA.com

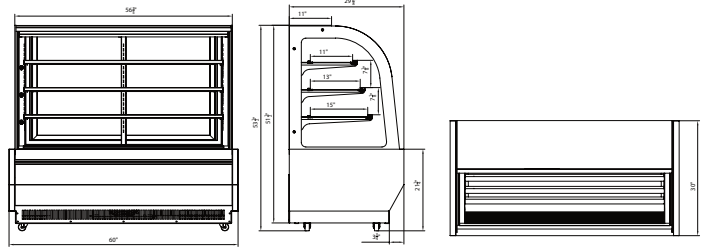
# DETAILS & SPECIFICATIONS

## DDM36R/48R/60R/72R-CB

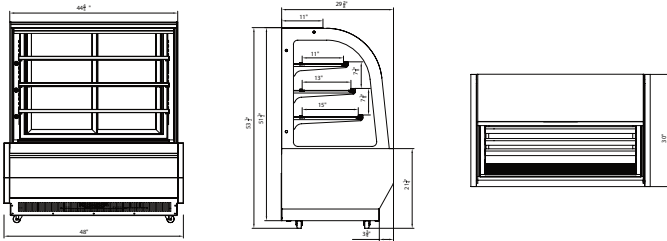
DDM36R-CB



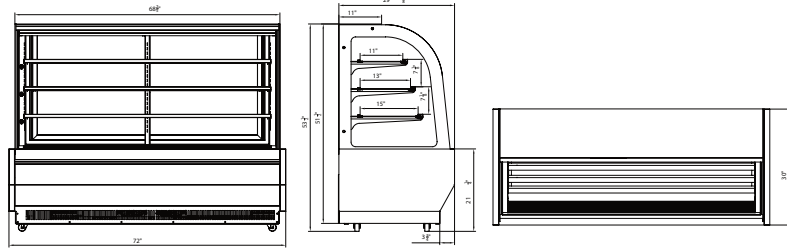
DDM60R-CB



DDM48R-CB



DDM72R-CB



| MODEL     | EXTERNAL DIMENSION<br>WXDXH (INCHES) | PACKAGING DIMENSION<br>WXDXH (INCHES) | PRODUCT NET<br>WEIGHT | PRODUCT<br>GROSS WEIGHT | 40HQ<br>CONTAINER CERT. |
|-----------|--------------------------------------|---------------------------------------|-----------------------|-------------------------|-------------------------|
| DDM36R-CB | 36 x 29 7/8 x 53 1/2                 | 39 3/8 x 33 4/8 x 56 2/8              | 419 lbs               | 474 lbs                 | 26                      |
| DDM48R-CB | 48 x 29 7/8 x 53 1/2                 | 51 1/8 x 33 4/8 x 56 2/8              | 485 lbs               | 540 lbs                 | 22                      |
| DDM60R-CB | 60 x 29 7/8 x 53 1/2                 | 63 x 33 4/8 x 56 2/8                  | 595 lbs               | 661 lbs                 | 13                      |
| DDM72R-CB | 72 x 29 7/8 x 53 1/2                 | 74 6/8 x 33 4/8 x 56 2/8              | 661 lbs               | 728lbs                  | 13                      |



115/60/1  
NEMA-5-15P



Los Angeles | San Francisco | Dallas  
Houston | Florida | Chicago | New Jersey

1-800-931-8628

@ info@dukersusa.com

www.DukersUSA.com